



District Report Card: 2017


State: Arunachal Pradesh	District: Kra Daadi
Class: 8	Subject: Language
Schools: 38	Students: 290


Participation/Coverage


Students

GENDER 	Boys		Girls	
	Number	%	Number	%
	147	50.69	143	49.31

AREA 	Rural		Urban	
	Number	%	Number	%
	221	76.21	69	23.79

CATEGORY 	SC		ST		OBC		GEN	
	Number	%	Number	%	Number	%	Number	%
	2	0.69	287	98.97	1	0.34	0	0.00

CWSN 	LD	VI	HI	S&LD	ID	Oth
	0	0	0	5	0	8

Management 	Government		Government-aided	
	Number	%	Number	%
	243	83.79	47	16.21

Average Performance of Students in Language (%)

Overall	Gender		Area		Management		Social Group			
	Male	Female	Rural	Urban	Govt.	Aided	SC	ST	OBC	GEN
49.70	42.63	56.97	51.73	43.19	43.87	79.86	66.67	49.64	33.33	0.00

Performance on Learning Outcomes (LOs)

Learning Outcomes	Description	Average Performance(%)
L813	Read textual/non-textual materials with comprehension and identifies the details, characters, main idea and sequence of ideas and events while reading	49.70

Range of Performance of Students who Answered Correctly							
Below 30%		30% - 50%		50% - 75%		Above 75%	
Number	%	Number	%	Number	%	Number	%
68	23.45	98	33.79	69	23.79	55	18.97

Lowest Performing Learning Outcomes (LOs)

1 - Read textual/non-textual materials with comprehension and identifies the details, characters, main idea and sequence of ideas and events while reading (49.70)